






## Highlights




### Features:

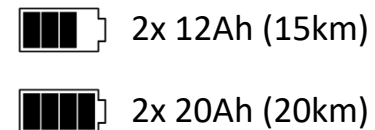
-  Puncture proof tires (Solid)
-  LED Front light & Horn
-  Tool free quick disassembled into 5 lightweight parts for transport and storage
-  Detachable battery pack, externally chargeable, with two options: 2x 12Ah & 2x 20Ah
-  Adjustable tiller angle with charging function

## Options

### 1 Colors



### 2 Battery



## Specifications

### Performance

|                         |               |
|-------------------------|---------------|
| Max. Speed              | 6 km/h        |
| Max. Range              | 15 km / 20 km |
| Max. Degree of Climbing | 12°           |
| Max. Load               | 115 kg        |
| Turning Radius          | 1,1 m         |

### Equipment

|                       |   |
|-----------------------|---|
| Motor                 | 300 W (24V)   |
| Battery               | 2x 12 Ah / 2x 20 Ah                                       |
| Front Wheels          | 8"  |
| Rear Wheels           | 9"  |
| Ground Clearance      | 6,5 cm  |
| Weight                | 45 kg (W/O Battery)<br>52,8 kg (12 Ah)<br>57,6 kg (20 Ah) |
| Length, width, height | 1040*495*925 (mm)   |