










Highlights



Features:

-  Pneumatic Tires (Standard)
-  Full Advanced Suspension
-  Rear Mirrors
-  USB-Port
-  Cup Holder, foldable
-  LED Front Light, Backlight & Turning Light
-  Tool-free disassembly into 4 parts for easy transport and storage
-  Detachable battery pack, externally chargeable: 2x 35Ah
-  Adjustable tiller angle with charging function and delta handle

Options

1 Colors



2 Seat



3 Tires



Specifications

Performance

Max. Speed	6-10 km/h
Max. Range	30 km
Max. Degree of Climbing	12°
Max. Load	135 kg
Turning Radius	1,2 m

Equipment

Motor	400W (24V)
Battery	2x 35 Ah
Front Wheels	9"
Rear Wheels	10"
Ground Clearance	8 cm
Weight	56 kg 82 kg (35 Ah)
Length, width, height	1200*600*1013 mm